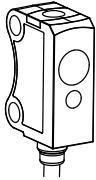


## Datasheet

### Sub-Miniature Retroreflective Photoelectric Sensor

This guide is designed to help you set up and install the VS8. For complete information on programming, performance, troubleshooting, dimensions, and accessories, please refer to the Instruction Manual at [www.bannerengineering.com](http://www.bannerengineering.com). Search for p/n 201958 to view the Instruction Manual. Use of this document assumes familiarity with pertinent industry standards and practices.



- Sub-miniature sensor for installation in the smallest of spaces
- Red laser models provide bright, precise laser light spot for optimum small part detection
- Red LED models provide a more cost effective option and excellent part detection capability
- Suitable for use with numerous different reflectors
- User-friendly operation using electronic push button or remote input provides reliable and precise detection
- Robust, glass-fiber-reinforced plastic housing
- PNP or NPN output, depending on model



#### WARNING: Not To Be Used for Personnel Protection

Never use this device as a sensing device for personnel **protection**. Doing so could lead to serious injury or death. This device does not include the self-checking redundant circuitry necessary to allow its use in personnel safety applications. A sensor failure or malfunction can cause either an energized or de-energized sensor output condition.



#### AVERTISSEMENT: Ne pas utiliser pour la protection de personnes

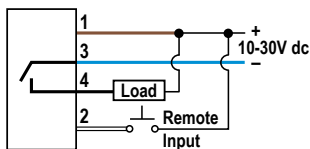
Ces produits ne doivent pas être **utilisés** comme systèmes de **détection** pour la **protection** de personnes. Une **utilisation** dans de telles **conditions** pourrait entraîner des dommages corporels graves, voire mortels. Ce produit n'est pas équipé du circuit redondant d'autodiagnostic nécessaire pour être utilisé dans des applications de protection personnelle. Une panne du capteur ou un mauvais fonctionnement peut entraîner l'activation ou la désactivation de la sortie.

## Models

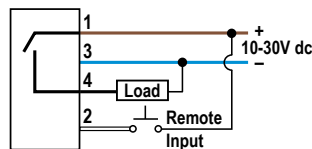
Model	Sensing Mode	Range	Output	Connection
VS8EAPLP	Red LED Retro Reflective	0.1 m to 1.6 m (3.9 in to 62.9 in) with BRT-2X2	PNP	2 m (6.5 ft) unterminated 4-wire PUR cable
VS8EANLP			NPN	
VS8EAPLPQ			PNP	200 mm (7.8 in) PUR cable with a 4-pin M8/Pico-style male quick disconnect (QD)
VS8EANLPQ			NPN	
VS8EAPLLP	Red Laser Retro Reflective	0.1 m to 2 m (3.9 in to 78.7 in) with BRT-51X51BM	PNP	2 m (6.5 ft) unterminated 4-wire PUR cable
VS8EANLLP			NPN	
VS8EAPLLPQ			PNP	200 mm (7.8 in) PUR cable with a 4-pin M8/Pico-style male quick disconnect (QD)
VS8EANLLPQ			NPN	

## Wiring Diagrams

NPN Models



PNP Models



Key

1. Brown
2. White
3. Blue
4. Black



## Specifications

### Supply Voltage and Current

LED models: 10 V dc to 30 V dc (10% max. ripple) at less than 20 mA, exclusive of load  
 Laser models: 10 V dc to 30 V dc (10% max. ripple) at less than 12 mA, exclusive of load

### Connections

2 m (6.5 ft) unterminated 4-wire PUR cable or 200 mm (7.8 in) PUR cable with a 4-pin M8/Pico-style or 4-pin M12/Euro-style male quick disconnect, depending on model  
 Models ending in suffix "Q", "Q3", or "Q5" must be used with a UL recognized cordset R/C (CYJV2)  
 Search p/n 201958 at [www.bannerengineering.com](http://www.bannerengineering.com) to view the Instruction Manual for more information on cordsets

### Operating Conditions

LED models: -20 °C to +60 °C (-4 °F to +140 °F)  
 Laser models: -20 °C to +50 °C (-4 °F to +122 °F)  
 Storage Temperature: -20 °C to +80 °C (-4 °F to +176 °F)  
 UL Operating Temperature: -20 °C to +30 °C (-4 °F to +86 °F)

### Laser Classifications

All Models: Class 1; wavelength: 655 nm; frequency: 5 kHz; pulse duration: 3.2 µs; limit value pulse: ≤ 2.3 mW. Reference IEC 60825-1:2001, Section 8.2.  
 All Models: Complies with 21 CFR 1040.10 and 1040.11 except for deviations pursuant to laser Notice No. 50 dated June 24, 2007.

### Supply Protection Circuitry

Protected against reverse polarity and short-circuit

### Output Configuration

Single PNP or NPN on pin 4 (black wire) with remote input on pin 2 (white wire)

### Delay Before Power-Up

< 300 ms

### Output Protection Circuitry

Protected against output short-circuit, continuous overload, and false pulse on power-up

### Output Rating

50 mA

### Output Response Time

500 µs

### Construction

Housing, cable: PUR  
 Front screen: PMMA

### Indicators

2 LED indicators on sensor top  
 Green on: Power on  
 Amber on: Output conducting

### Emitter LED Wavelength

Red LED models: 650 nm  
 Laser models: 655 nm

### Switching Frequency

≤ 1000 Hz

### Chemical Compatibility

ECOLAB® certified (2 m cabled models only)

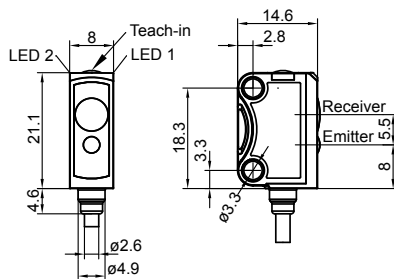
### Environmental Rating

IEC IP67

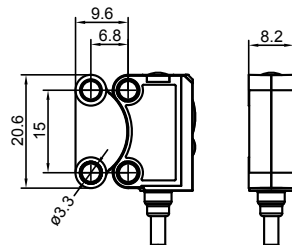
### Certifications



### Dimensions



### Sensor with Bracket (SMBVS8DT)



### Required Overcurrent Protection



**WARNING:** Electrical connections must be made by qualified personnel in accordance with local and national electrical codes and regulations.

Overcurrent protection is required to be provided by end product application per the supplied table. Overcurrent protection may be provided with external fusing or via Current Limiting, Class 2 Power Supply. Supply wiring leads < 24 AWG shall not be spliced. For additional product support, go to [www.bannerengineering.com](http://www.bannerengineering.com).

Supply Wiring (AWG)	Required Overcurrent Protection (Amps)
20	5.0
22	3.0
24	2.0
26	1.0
28	0.8
30	0.5

### Protection contre la surintensité requise



**AVERTISSEMENT:** Les raccordements électriques doivent être effectués par du personnel qualifié conformément aux réglementations et codes électriques nationaux et locaux.

Une protection de surintensité doit être fournie par l'installation du produit final, conformément au tableau fourni. Vous pouvez utiliser un fusible externe ou la limitation de courant pour offrir une protection contre la surtension dans le cas d'une source d'alimentation de classe 2. Les fils d'alimentation < 24 AWG ne peuvent pas être raccordés. Pour obtenir un support produit supplémentaire, rendez-vous sur le site [www.bannerengineering.com](http://www.bannerengineering.com).

Câblage d'alimentation (AWG)	Protection contre la surtension requise (ampères)
20	5.0
22	3.0
24	2.0
26	1.0
28	0.8
30	0.5

## Banner Engineering Corp. Limited Warranty

Banner Engineering Corp. warrants its products to be free from defects in material and workmanship for one year following the date of shipment. Banner Engineering Corp. will repair or replace, free of charge, any product of its manufacture which, at the time it is returned to the factory, is found to have been defective during the warranty period. This warranty does not cover damage or liability for misuse, abuse, or the improper application or installation of the Banner product.

THIS LIMITED WARRANTY IS EXCLUSIVE AND IN LIEU OF ALL OTHER WARRANTIES WHETHER EXPRESS OR IMPLIED (INCLUDING, WITHOUT LIMITATION, ANY WARRANTY OF MERCHANTABILITY OR FITNESS FOR A PARTICULAR PURPOSE), AND WHETHER ARISING UNDER COURSE OF PERFORMANCE, COURSE OF DEALING OR TRADE USAGE.

This Warranty is exclusive and limited to repair or, at the discretion of Banner Engineering Corp., replacement. IN NO EVENT SHALL BANNER ENGINEERING CORP. BE LIABLE TO BUYER OR ANY OTHER PERSON OR ENTITY FOR ANY EXTRA COSTS, EXPENSES, LOSSES, LOSS OF PROFITS, OR ANY INCIDENTAL, CONSEQUENTIAL OR SPECIAL DAMAGES RESULTING FROM ANY PRODUCT DEFECT OR FROM THE USE OR INABILITY TO USE THE PRODUCT, WHETHER ARISING IN CONTRACT OR WARRANTY, STATUTE, TORT, STRICT LIABILITY, NEGLIGENCE, OR OTHERWISE.

Banner Engineering Corp. reserves the right to change, modify or improve the design of the product without assuming any obligations or liabilities relating to any product previously manufactured by Banner Engineering Corp. Any misuse, abuse, or improper application or installation of this product or use of the product for personal protection applications when the product is identified as not intended for such purposes will void the product warranty. Any modifications to this product without prior express approval by Banner Engineering Corp will void the product warranties. All specifications published in this document are subject to change: Banner reserves the right to modify product specifications or update documentation at any time. Specifications and product information in English supersede that which is provided in any other language. For the most recent version of any documentation, refer to: [www.bannerengineering.com](http://www.bannerengineering.com).